



 **BONFIRE**

WINTER COLLECTION

23/
24



BONFIRE

SINCE 1989 BONFIRE OUTERWEAR STARTED NEARLY 30 YEARS AGO, DEEPLY ENTRENCHED IN THE RICH SNOWBOARD CULTURE OF THE PACIFIC NORTHWEST. WE WOULD HIKE FOR MILES TO GET ONE RUN. THERE WERE NO CONTESTS. NO MEDIA. NO LIFT TICKETS. EVERY YEAR WE BURNED OUR BOARDS IN A GIANT BONFIRE AS A SACRIFICE FOR BETTER SNOW. WE SAID WE'D RIDE FOREVER. WE SAID WE'D MAKE CLOTHES THAT RIDE FOREVER TOO. BORN FROM A DESIRE TO MAKE GEAR TO WITHSTAND THE HARSHTEST CONDITIONS, WE HAVE UPHELD THE LEGACY THAT ROSE FROM THAT BONFIRE SO MANY YEARS AGO.

TRIED. TESTED. TRUE.

PLATINUM COLLECTION /



BUILT TO WITHSTAND THE HARSHTEST AND WIDEST RANGE OF CONDITIONS, FROM THE LIFTS INTO THE BACKCOUNTRY.

- 30K- 20K MINIMUM WATERPROOFING
- FABRICS: POLARTEC®, TUFFTECH CORDURA®, CORDURA® LIGHT AND TRANSITION 4-WAY STRETCH MATERIALS
- STRATA FLOW VENTILATION
- FULLY TAPED SEAMS
- LIFETIME WARRANTY

ASPECT 2L STRETCH CORDURA JACKET

PLATINUM COLLECTION /

THE ASPECT JACKET HAS BEEN A FAN FAVORITE FOR YEARS BECAUSE OF ITS DURABLE CORDURA LIGHT FABRIC AND THE FEATURE SET THAT MAKES THIS A HIGH-END PIECE. RATED AT 20K WATERPROOFING AND 15K BREATHABILITY, THE ASPECT WILL KEEP YOU DRY WITHOUT THE OVERHEATING OF OTHER CONVENTIONAL JACKETS. OUR TEAM RIDERS RAVE ABOUT THE LIGHTNESS AND DURABILITY OF THE CORDURA LIGHT CONSTRUCTION.



BLACK
BBFW230001

SADDLE
BBFW230001

BONFIRE RED
BBFW230001

FEATURES

- FULLY SEAM SEALED
- JACKET TO PANT CONNECT
- STRATA FLOW® VENTING SYSTEM
- YKK® AQUAGUARD® VISLON® ZIPPERS
- REMOVABLE HOOD
- RADIO POCKET
- REMOVABLE ADJUSTABLE SHOULDER SLING SYSTEM
- SWIVEL CUFF®
- LYCRA WRIST GAITER
- STRETCH POWDER SKIRT
- SLEEVE PASS POCKET
- AUDIO ROUTING
- ADJUSTABLE 3-PIECE HELMET COMPATIBLE HOOD
- EASY ADJUST HEM W/POCKET ACCESS
- ELBOW ARTICULATION
- CUFF ADJUSTMENTS WITH EXTENSIONS
- BRUSHED TRICOT CHIN GUARD
- STORAGE POCKET
- CORDURA® FABRIC



STRATA FLOW® VENTING SYSTEM



YKK® AQUAGUARD® VISLON® ZIPPERS



REMOVABLE HOOD



CORDURA® FABRIC



RADIO POCKET



SWIVEL CUFF®



WRIST GAITER



REMOVABLE SHOULDER SLING SYSTEM

FABRIC

- 2L STRETCH CORDURA® TUFFTECH / 2L CORDURA® LIGHT (NEW)
- LINING - SLICK MESH/EMBOSSED TAFFETA / STRETCH LYCRA

FIT

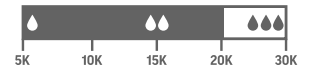
- STANDARD
-

SIZES

- XS - 2XL

WATERPROOF

- 20K / 15K WATERPROOF/BREATHABLE



INSULATION

- SHELL
-

TRIED. TESTED. TRUE.

CONVECTION CORDURA JACKET

PLATINUM COLLECTION /

NEW TO THE PLATINUM COLLECTION THIS YEAR, THE CONVECTION JACKET IS A 20K WATERPROOF PIECE THAT IS BUILT WITH THE TRUSTY DURABILITY OF CORDURA FABRICS. AN ADJUSTABLE 3-PIECE HELMET-COMPATIBLE HOOD, ELBOW ARTICULATION, AND STRETCH POWDER SKIRT ARE A HANDFUL OF FEATURES THAT MAKE THIS JACKET A TEAM FAVORITE!



BLACK
BBFW230002

BONFIRE RED
BBFW230002

SADDLE
BBFW230002

FEATURES


- FULLY SEAM SEALED
- JACKET TO PANT CONNECT
- MESH BACKED PIT VENTS
- LYCRA WRIST GAITER
- STRETCH POWDER SKIRT
- SLEEVE PASS POCKET
- AUDIO ROUTING
- ADJUSTABLE 3-PIECE HELMET COMPATIBLE HOOD
- EASY ADJUST HEM W/POCKET ACCESS
- ELBOW ARTICULATION
- CUFF ADJUSTMENTS WITH EXTENSIONS
- BRUSHED TRICOT CHIN GUARD
- STASH POCKET
- CORDURA® FABRIC



MESH BACKED PIT VENTS



CUFF ADJUSTMENTS WITH EXTENSIONS



CORDURA® FABRIC



SLEEVE PASS POCKET



ADJUSTABLE 3-PIECE HELMET COMPATIBLE HOOD



WRIST GAITER

FABRIC

- 2L CORDURA® LIGHT
- LINING - SLICK MESH/EMBOSSED TAFFETA/STRETCH LYCRA

FIT

- STANDARD

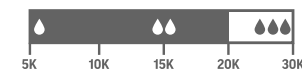


SIZES

- XS - 2XL

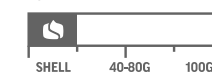
WATERPROOF

- 20K/15K WATERPROOF/BREATHABLE



INSULATION

- SHELL



TRIED. TESTED. TRUE.

TORCH ZONE TECH PANT

PLATINUM COLLECTION /

THE TORCH PANT IS BUILT WITH CORDURA LIGHT FABRIC WHICH PROVIDES THE ULTIMATE IN DURABILITY AND PERFORMANCE. SIMILAR TO SEASONS PAST, THE TORCH PANT FEATURES TWO CARGO POCKETS ON EACH THIGH AND AN INNER WAIST GAITER THAT ELIMINATES SNOW DOWN THE BACKSIDE. DUAL INSEAM VENTS OFFER THE BEST IN AIR FLOW AND BREATHABILITY, MAKING THE TORCH YOUR "GO-TO" ALL YEAR ROUND.



BLACK
BBFW230003



BONFIRE RED
BBFW230003



SADDLE
BBFW230003



FEATURES

- FULLY SEAM SEALED
- JACKET TO PANT CONNECT*
- EXTERNAL WAIST ADJUSTMENT
- MESH BACKED DUAL INSEAM VENTS
- WAISTBAND D-RING KEY HOOK
- KNEE ARTICULATION
- REINFORCED TRIPLE STITCHED SHAPED BACK HEM
- ADJUSTABLE SNAP HEM GUSSET
- BOOT GAITERS
- BOOT HOOKS
- CORDURA® FABRIC



CORDURA® FABRIC



EXTERNAL WAIST ADJUSTMENT



UTILITY LEG POCKETS



MESH BACKED DUAL INSEAM VENTS



ADJUSTABLE SNAP HEM GUSSET



KNEE ARTICULATION

FABRIC

- 2L CORDURA® LIGHT
- LINING - SLICK MESH/EMBOSSED TAFFETA/ STRETCH LYCRA

FIT

- STANDARD
-

SIZES

- XS - 2XL

WATERPROOF

- 20K/15K WATERPROOF/BREATHABLE



INSULATION

- SHELL
-

TRIED. TESTED. TRUE.

GOLD COLLECTION /



BONFIRE'S SIGNATURE STYLE BLENDS WITH ESSENTIAL FABRICS AND FEATURES TO YIELD OUTERWEAR THAT'S RIDE-READY.

- 15K MINIMUM WATERPROOFING
- FULLY TAPED SEAMS
- LIFETIME WARRANTY

FORMAT 3L JACKET

GOLD COLLECTION /

THE FORMAT IS A SLEEK SHELL THAT FEATURES 3-LAYER CONSTRUCTION THAT IS A GREAT PIECE FOR ON AND OFF-THE-HILL ACTIVITIES. 15K/10K WATERPROOF BREATHABLE MEMBRANE WILL ENSURE TO KEEP YOU DRY, BUT NEVER COMPROMISE STYLE. THE 3-LAYER CONSTRUCTION ALLOWS THIS JACKET TO BE MORE DURABLE SO YOU CAN BE REST ASSURED THE FORMAT WILL STAY IN YOUR ARSENAL FOR YEARS TO COME.



BLACK
BBFW230004

NAVY
BBFW230004

TERRACOTTA
BBFW230004

KHAKI
BBFW230004

FEATURES

- FULLY SEAM SEALED
- SIDE SEAM VENTILATION
- AUDIO ROUTING
- ADJUSTABLE 3-PIECE HELMET COMPATIBLE HOOD
- EASY ADJUST HEM W/POCKET ACCESS
- ELBOW ARTICULATION
- CUFF ADJUSTMENTS WITH EXTENSIONS



FULLY SEAM SEALED



AUDIO ROUTING



ADJUSTABLE HOOD



SIDE SEAM VENTILATION



EASY ADJUST HEM



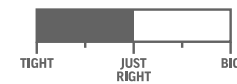
CUFF ADJUSTMENTS WITH EXTENSIONS

FABRIC

- 15K/10K 3L ENDURE
- UNCOATED TAFFETA/3L SEAM TAPE

FIT

- STANDARD

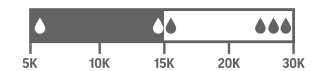


SIZES

- XS - 2XL

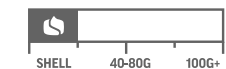
WATERPROOF

- 15K / 10K



INSULATION

- SHELL



TRIED. TESTED. TRUE.

PITCH SHELL JACKET

GOLD COLLECTION /

THE PITCH SHELL JACKET WAS DESIGNED WITH INSPIRATIONS TAKEN FROM STREETWEAR BUT WITH A BIG MOUNTAIN WINTERY TWIST. WITH A MULTITUDE OF POCKETS AND A TWO-TONE CONTRASTY APPROACH, THIS JACKET WILL SURELY BE THE TOPIC OF CONVERSATION ON THE HILL. AN ADJUSTABLE 3-PIECE HELMET-COMPATIBLE HOOD, ARTICULATED ELBOWS, AND CUFF ADJUSTMENTS WITH EXTENSIONS ARE BELLS AND WHISTLES THAT COMPLETE THE PITCH SHELL JACKET.



BLACK
BBFW230005

NAVY
BBFW230005

ASPHALT
BBFW230005

BEIGE
BBFW230005

YELLOW
BBFW230005

FEATURES

- FULLY SEAM SEALED
- JACKET TO PANT CONNECT*
- MESH BACKED PIT VENTS
- LYCRA WRIST GAITER
- STRETCH POWDER SKIRT
- SLEEVE PASS POCKET
- AUDIO ROUTING
- ADJUSTABLE 3-PIECE HELMET COMPATIBLE HOOD
- ELBOW ARTICULATION
- CUFF ADJUSTMENTS WITH EXTENSIONS
- BRUSHED TRICOT CHIN GUARD
- STASH POCKET
- EASY ADJUST HEM



MESH BACKED PIT VENTS



SLEEVE PASS POCKET



CARGO POCKETS



ADJUSTABLE 3-PIECE
HELMET COMPATIBLE HOOD



STASH POCKET



STRETCH POWDER SKIRT

FABRIC

- CITADEL FABRIC
- LINING - BRUSHED TRICOT / EMBOSSED TAFFETA / SLICK MESH / STRETCH LYCRA

FIT

- STANDARD

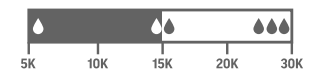


SIZES

- XS - 2XL

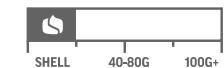
WATERPROOF

- 15K/10K



INSULATION

- SHELL



TRIED. TESTED. TRUE.

AUTO SHELL JACKET

GOLD COLLECTION /

THE AUTO IS A HIGH-PERFORMANCE 15K WATERPROOF SHELL THAT WILL LOOK GOOD ON AND OFF THE HILL. THIS SHELL JACKET COMES COMPLETE WITH A REMOVABLE VEST FOR ADDED WARMTH WHEN YOU NEED IT AND ADDITIONAL MOBILITY AND BREATHABILITY IF YOU REMOVE IT. THE VEST ALSO WORKS AS A GREAT STAND-ALONE PIECE FOR THOSE SPRING DAYS OR WHEN RELAXING OFF THE HILL.



BLACK
BBFW230006

YELLOW
BBFW230006

KHAKI
BBFW230006

TERRACOTTA
BBFW230006

FEATURES

- FULLY SEAM SEALED
- JACKET TO PANT CONNECT
- MESH BACKED PIT VENTS
- LYCRA WRIST GAITER
- STRETCH POWDER SKIRT
- SLEEVE PASS POCKET
- AUDIO ROUTING
- ADJUSTABLE 3-PIECE HELMET COMPATIBLE HOOD
- EASY ADJUST HEM W/POCKET ACCESS
- ELBOW ARTICULATION
- CUFF ADJUSTMENTS WITH EXTENSIONS
- STASH POCKET
- BRUSHED TRICOT CHIN GUARD
- 3 IN 1 TYPE WITH LINER VEST



VEST LINER



SLEEVE PASS POCKET



MESH BACKED PIT VENTS



STASH POCKET



AUDIO ROUTING



CUFF ADJUSTMENTS WITH EXTENSIONS

FABRIC

- CITADEL FABRIC
- LINING - RECYCLED BRUSHED TRICOT/ EMBOSSED TAFFETA/ MESH/STRETCH LYCRA

FIT

- STANDARD



SIZES

- XS - 2XL

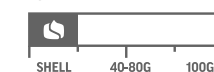
WATERPROOF

- 15K/10K



INSULATION

- SHELL



TRIED. TESTED. TRUE.

INCENDIARY JACKET

 GOLD COLLECTION /

THE INCENDIARY JACKET IS A NEW PIECE FOR THE 23-24 SEASON. AS AN ENTRY-LEVEL JACKET IN THE GOLD COLLECTION, THE INCENDIARY HOSTS AN ARRAY OF FEATURES THAT HOLDS ITS OWN WITH THE REST OF THE LINE. 15K WATER-PROOFING, A STRETCH POWDER SKIRT, JACKET-TO-PANT CONNECT, AND MESHED BACKED PIT ZIPS MAKE THIS JACKET ONE TO LOOK FOR ON THE SLOPES.



BLACK
BBFW230011

NAVY
BBFW230011

ASPHALT
BBFW230011

TERRACOTTA
BBFW230011

BEIGE
BBFW230011

FEATURES


- FULLY SEAM SEALED
- JACKET TO PANT CONNECT*
- MESH BACKED PIT VENTS
- LYCRA WRIST GAITER
- STRETCH POWDER SKIRT
- SLEEVE PASS POCKET
- AUDIO ROUTING
- ADJUSTABLE 3-PIECE HELMET COMPATIBLE HOOD
- ELBOW ARTICULATION
- CUFF ADJUSTMENTS WITH EXTENSIONS
- BRUSHED TRICOT CHIN GUARD
- STASH POCKET
- EASY ADJUST HEM W/ POCKET ACCESS



MESH BACKED PIT VENTS



SLEEVE PASS POCKET



JACKET TO PANT
CONNECT*



STASH POCKET



LYCRA WRIST GAITER



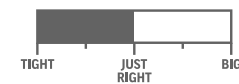
AUDIO ROUTING

FABRIC

- CITADEL FABRIC
- LINING - EMBOSSED TAFFETA/
BRUSHED TRICOT/MESH/STRETCH
LYCRA

FIT

- STANDARD

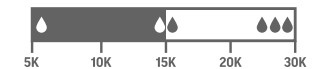


SIZES

- XS - 2XL

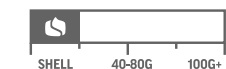
WATERPROOF

- 15K /10K



INSULATION

- SHELL



TRIED. TESTED. TRUE.

REFLECT 2L BIB

GOLD COLLECTION /

THE REFLECT BIB COMES EQUIPPED WITH FULLY SEALED SEAMS AND STRATA FLOW FRONT-TO-BACK VENTILATION. THESE BIBS ARE 15K WATERPROOF RATED TO MAINTAIN THAT HIGH STANDARD OF WATERPROOFING THAT YOU'RE USED TO. WE'VE UPDATED THIS YEARS REFLECT WITH ARTICULATED KNEES AND DUAL MESH-BACKED INSEAM VENTS TO KEEP YOU COMFORTABLE AND COOL WHEN THE TEMPERATURES RISE.



BLACK
BBFW230008



BEIGE
BBFW230008

FEATURES

- FULLY SEAM SEALED
- JACKET TO PANT CONNECT*
- DUAL MESH BACKED INSEAM VENTS
- ADJUSTABLE SHOULDER STRAPS
- CHEST STORAGE POCKET
- KNEE ARTICULATION
- REINFORCED TRIPLE STITCHED SHAPED BACK HEM
- ADJUSTABLE HEM GUSSET
- BOOT GAITERS
- BOOT HOOKS



JACKET TO PANT
CONNECT*



ADJUSTABLE SHOULDER
STRAPS



BOOT GAITERS



DUAL MESH BACKED
INSEAM VENTS



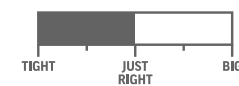
ADJUSTABLE HEM GUSSET

FABRIC

- CITADEL FABRIC
- LINING - EMBOSSED TAFFETA / BRUSHED TRICOT / SLICK MESH / STRETCH LYCRA

FIT

- STANDARD



SIZES

- XS - 2XL

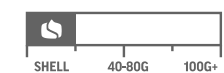
WATERPROOF

- 15K/10K



INSULATION

- SHELL



INVERSION 3L PANT

GOLD COLLECTION /

THE NEW INVERSION PANT IS A 3-LAYER 15K WATERPROOF BOTTOM. DURABILITY AND MOBILITY ARE THE FOCUS OF THESE PANTS AND THIS WILL BE YOUR GO-TO PIECE FOR BACKCOUNTRY ADVENTURES AND SPLIT BOARD TOURING.



BLACK
BBFW230009



NAVY
BBFW230009



TERRACOTTA
BBFW230009




KHAKI
BBFW230009



FEATURES

- FULLY SEAM SEALED
- JACKET TO PANT CONNECT*
- EXTERNAL WAIST ADJUSTMENT
- TRIPLE STITCHED BACK RISE
- REINFORCED TRIPLE STITCHED BACK HEM
- HEM GUSSET
- BOOT GAITERS
- BOOT HOOKS



JACKET TO PANT
CONNECT*




EXTERNAL WAIST
ADJUSTMENT



BOOT GAITERS



ADJUSTABLE HEM GUSSET



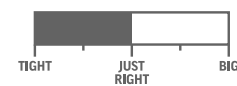
FULLY SEAM SEALED

FABRIC

- CITADEL FABRIC
- LINING - BRUSHED TRICOT/TAF-FETA/3L SEAM TAPE

FIT

- STANDARD

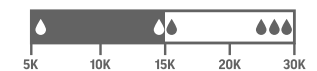


SIZES

- XS - 2XL

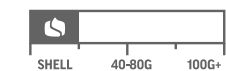
WATERPROOF

- 15K/10K



INSULATION

- SHELL



TRIED. TESTED. TRUE.

STRIKE PANT

GOLD COLLECTION /

THE STRIKE PANT IS THE BOTTOM VERSION AND COUNTERPART TO THE PITCH SHELL JACKET. STREET STYLE INSPIRED WITH A MULTITUDE OF POCKETS AND TWO-TONE COLOR PALETTES WILL MAKE YOU STAND OUT ON THE MOUNTAIN.



BLACK
BBFW230010

ASPHALT
BBFW230010

BROWN
BBFW230010

NAVY
BBFW230010

YELLOW
BBFW230010

GREY
BBFW230010

BLUE
BBFW230010


KHAKI
BBFW230010

TERRACOTTA
BBFW230010

BEIGE
BBFW230010

FEATURES

- FULLY SEAM SEALED
- JACKET TO PANT CONNECT*
- EXTERNAL WAIST ADJUSTMENT
- DUAL MESH BACKED INSEAM VENTS
- TRIPLE STITCHED BACK RISE
- CARGO POCKETS
- KNEE ARTICULATION
- REINFORCED TRIPLE STITCHED BACK HEM
- HEM GUSSET
- BOOT GAITERS
- BOOT HOOKS



JACKET TO PANT
CONNECT*



EXTERNAL WAIST
ADJUSTMENT



CARGO POCKETS



DUAL MESH BACKED
INSEAM VENTS



ADJUSTABLE HEM GUSSET



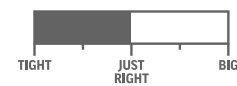
BOOT GAITERS

FABRIC

- CITADEL FABRIC
- LINING - BRUSHED TRICOT/TAF-FETA/MESH/STRETCH LYCRA

FIT

- STANDARD

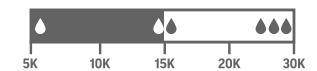


SIZES

- XS - 2XL

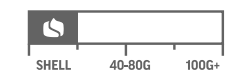
WATERPROOF

- 15K/10K



INSULATION

- SHELL



TRIED. TESTED. TRUE.

SILVER COLLECTION /



THE SILVER LINE WAS DESIGNED FOR THOSE RIDERS LOOKING FOR A SIMPLE AND STYLISH OPTION ON THE MOUNTAIN. THE TECHNICAL FEATURES IN THE SILVER LINE WILL ALLOW YOU TO RIDE HARD ALL DAY WHILE STAYING WARM AND DRY.

- 10K/10K WATERPROOF/BREATHABLE RATING
- CRITICALLY SEAM SEALED

BUFFER JACKET

SILVER COLLECTION /

THE BUFFER JACKET IS THE PERFECT JACKET FOR YOUR EVERYDAY RESORT SHREDDER. THIS TWO-TONED JACKET BOASTS CRITICALLY SEALED SEAMS, JACKET-TO-PANT CONNECT, MESH-BACKED PIT VENTS, AND AN ADJUSTABLE 3-PIECE HELMET-COMPATIBLE HOOD. WHETHER YOU ARE NEW TO THE MOUNTAINS OR A HARD-CHARGING WEEKEND WARRIOR THE BUFFER WILL PROTECT YOU FROM THE ELEMENTS IN COMFORT AND STYLE.



CHARCOAL
BBFW230012

BLUE
BBFW230012

CAMEL
BBFW230012

KHAKI
BBFW230012

FEATURES

- CRITICALLY SEAM SEALED
- JACKET TO PANT CONNECT*
- MESH BACKED PIT VENTS
- POWDER SKIRT
- ADJUSTABLE 3-PIECE HELMET COMPATIBLE HOOD
- ELBOW ARTICULATION
- INTERIOR POCKET



JACKET TO PANT CONNECT*



MESH BACKED PIT VENTS



POWDER SKIRT



ADJUSTABLE 3-PIECE HELMET COMPATIBLE HOOD



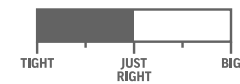
INTERIOR POCKET

FABRIC

- 2L ELEMENT PLUS
- LINING - TAFFETA/BRUSHED TRICOT/MESH

FIT

- STANDARD



SIZES

- XS - 2XL

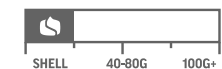
WATERPROOF

- 10K/10K



INSULATION

- SHELL



TRIED. TESTED. TRUE.

DOMAIN PANT

SILVER COLLECTION /

THE DOMAIN PANT IS A CLASSIC STANDARD FIT BOTTOM THAT WILL PROTECT YOU FROM THE ELEMENTS YEAR AFTER YEAR. 10K/10K WATERPROOF/BREATHABLE FABRIC KEEPS SNOW, RAIN, AND WEATHER OUT SO YOU CAN STAY WARM AND DRY TO MAXIMIZE YOUR TIME ON THE MOUNTAIN.



CHARCOAL
BBFW230013



KHAKI
BBFW230013



GREY
BBFW230013



BLUE
BBFW230013



CAMEL
BBFW230013

FEATURES

- CRITICALLY SEAM SEALED
- JACKET TO PANT CONNECT*
- EXTERNAL WAIST ADJUSTMENT
- MESH BACKED INSEAM VENTS
- KNEE ARTICULATION
- REINFORCED BACK HEM
- BOOT GAITERS
- BOOT HOOKS



JACKET TO PANT
CONNECT*



MESH BACKED INSEAM
VENTS



BACK POCKETS WITH
ZIPPER CLOSURE



BOOT GAITERS AND
BOOT HOOKS



ZIPPERED HAND POCKETS



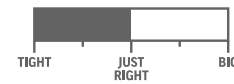
LEG POCKET

FABRIC

- 2L ELEMENT PLUS
- LINING - TAFFETA/BRUSHED TRICOT/MESH

FIT

- STANDARD



SIZES

- XS - 2XL

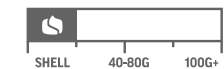
WATERPROOF

- 10K/10K



INSULATION

- SHELL



TRIED. TESTED. TRUE.

SOFTGOODS /



A-FRAME JACKET



BLAZE QUILTED SHIRT



KERF SHERPA JACKET



CACHE CHORE COAT



LOFT PUFFY JACKET



NVY
BON-23F005

GRN
BON-23F005

PUL
BON-23F005

PRIME PANT



NVY
BON-23F007

GRN
BON-23F007

BEG
BON-23F007

KINDLE PANT



NVY
BON-23F008

PUL
BON-23F008

BEG
BON-23F008

SPARK SWEATER




WHT
BON-23F009

NVY
BON-23F009

CML
BON-23F009

MY HEART IS BURNING
BUT MY CLOTHES
ARE NOT BURNING


DRAFT FLEECE



FREE FLEECE HOODIE



FLIGHT FLEECE HOODIE



MERCA CREW FLEECE





STILE CREW FLEECE



NVY
BON-23F016



GRN
BON-23F016



PUL
BON-23F016





TRIED. TESTED. TRUE.

OUTERWEAR OVERVIEW

PLATINUM COLLECTION /

ASPECT 2L STRETCH CORDURA® JACKET



BLACK
BBFW230001

SADDLE
BBFW230001

BONFIRE RED
BBFW230001

CONVECTION CORDURA® JACKET



BLACK
BBFW230002

BONFIRE RED
BBFW230002

SADDLE
BBFW230002

TORCH ZONE TECH PANT



BLACK
BBFW230003

BONFIRE RED
BBFW230003

SADDLE
BBFW230003

FORMAT 3L JACKET



BLACK
BBFW230004

NAVY
BBFW230004

TERRACOTTA
BBFW230004

KHAKI
BBFW230004

PITCH SHELL JACKET



BLACK
BBFW230005

NAVY
BBFW230005

ASPHALT
BBFW230005

BEIGE
BBFW230005

YELLOW
BBFW230005

AUTO SHELL JACKET



BLACK
BBFW230006

YELLOW
BBFW230006

KHAKI
BBFW230006

TERRACOTTA
BBFW230006

GOLD COLLECTION /

INCENDIARY JACKET



BLACK
BBFW230011

NAVY
BBFW230011

ASPHALT
BBFW230011

TERRACOTTA
BBFW230011

BEIGE
BBFW230011

REFLECT 2L BIB



BLACK
BBFW230008

BEIGE
BBFW230008

INVERSION 3L PANT



BLACK
BBFW230009

NAVY
BBFW230009

TERRACOTTA
BBFW230009

KHAKI
BBFW230009

TRIED. TESTED. TRUE.



INVERSION 3L PANT

GOLD COLLECTION /



BLACK BBFW230010	ASPHALT BBFW230010	BROWN BBFW230010	NAVY BBFW230010	YELLOW BBFW230010	GREY BBFW230010	BLUE BBFW230010	KHAKI BBFW230010	TERRACOTTA BBFW230010	BEIGE BBFW230010
----------------------------	------------------------------	----------------------------	---------------------------	-----------------------------	---------------------------	---------------------------	----------------------------	---------------------------------	----------------------------

BUFFER JACKET

SILVER COLLECTION /



CHARCOAL BBFW230012	BLUE BBFW230012	CAMEL BBFW230012	KHAKI BBFW230012
-------------------------------	---------------------------	----------------------------	----------------------------

DOMAIN PANT



CHARCOAL BBFW230013	KHAKI BBFW230013	GREY BBFW230013	BLUE BBFW230013	CAMEL BBFW230013
-------------------------------	----------------------------	---------------------------	---------------------------	----------------------------



 **BONFIRE**

JAPAN
MANEUVERLINE
3-8-2 MIYOSHI KOTOKU
TOKYO 1350022
PHONE: 03-5245-3113

NORTH AMERICA
SESSIONS HEADQUARTERS
106 W 4TH ST, SUITE 500
SANTA ANA, CA 92702

@bonfireouterwear
bonfireouterwear.com

TRIED. TESTED. TRUE.